

Long Island Coalition for
Workplace Violence Awareness and Prevention

WORKPLACE VIOLENCE AWARENESS & PREVENTION

an

Information and Instructional Package
for Use by Employers and Employees

February, 1996

**LONG ISLAND COALITION FOR
WORKPLACE VIOLENCE AWARENESS AND PREVENTION****

American Insurance Services Group, Inc.
American Society for Industrial Security (ASIS)
American Society of Safety Engineers (ASSE)
(Long Island Chapter)
Communications Workers of America, District One
International Brotherhood of Electrical Workers, Local Union #25
Johnson & Higgins
Long Island Association of Crime Prevention Officers
Long Island Federation of Labor
Lynbrook Police Department
Nassau County Police Department
Nassau-Suffolk Hospital Council
National Association of Women in Construction (NAWIC)
National Health and Human Services Employees Union, Local 1199
New York Committee for Occupational Safety and Health (NYCOSH)
New York State AFL-CIO
New York State Department of Labor Consultation Program
New York State Police
New York State Public Employees Safety and Health Program - (PESH)
New York State United Teachers (NYSUT)
Public Employees Federation (PEF), Region 12, Long Island
Service Employees International Union (SEIU)
Suffolk County Police Department
United Food and Commercial Workers Union, Locals 342-50 and 1500
United States Department of Labor - Occupational Safety and Health Administration (OSHA)

****Listed in alphabetical order**

DISCLAIMER

The purpose of this workplace violence guide is to educate employers, employees and others about ways to reduce risks and injuries from workplace violence. It is not intended as a substitute for a specific workplace security program tailored to any particular work environment. The Coalition, its individual members, and the organizations they represent, assume no liability for any use of this document. Nothing in this informational package shall be construed to supersede, or in any manner affect, and/or interrupt any federal, state or local civil/criminal law. The content of this document is strictly the opinion of the coalition itself, and is not representative of any individual member.

TABLE OF CONTENTS

PART I	Page 1
Workplace Violence Awareness and Prevention: Facts and Information	
PART II	Page 11
Elements of a Workplace Violence Prevention (WPV) Program	
PART III	Page 29
Sample Workplace Violence Prevention Program (WPVP)	
Completed Written WPVP Program (Example)	
Sample Self Inspection Security Check List	
Sample Incident Report Form	
Sample Employee Security Survey	
PART IV	Page 68
Resource Guide: References and Additional Information	
PART V	Page 75
Membership of the Long Island Coalition for Workplace Violence Awareness and Prevention	

PART I

WORKPLACE VIOLENCE AWARENESS and PREVENTION

FACTS and INFORMATION

WORKPLACE VIOLENCE AWARENESS & PREVENTION

The purpose of this document is to assist employers and employees to reduce the risk from workplace violence. It is intended to serve as a resource document from which employers and employees can get information and guidance, and can identify additional contacts and reference sources to implement a Workplace Violence Awareness and Prevention Program.

THE FACTS:

Workplace murder is the leading killer of working females, (35% of their fatal work injuries) and the second leading killer of males. The problem is especially acute in service sector industries (e.g. retail establishments, taxi and limousine, police and security services). According to the figures released on August 3, 1995, by the U. S. Bureau of Labor Statistics (BLS)¹, 1,071 workers were murdered in the workplace in 1994, a slight decrease from 1,074 the previous year. According to the National Institute for Occupational Safety and Health (NIOSH),² the following factors may increase workers' risk of homicide:

- C Exchange of money with the public
- C Working alone or in small numbers
- C Working late at night or early in the morning hours

¹ *Toscano, Guy. National Census of Fatal Occupational Injuries, 1994. Washington D.C.: Bureau of Labor Statistics, U. S. Department of Labor, August 1995.*

² *Preventing Homicide in the Workplace. Cincinnati, OH: National Institute for Occupational Safety and Health; U.S. Department of Health and Human Services, Sept. 1993.*

- C Working in high crime areas
- C Guarding valuable property or possessions
- C Working in community settings

While workplace murders have grabbed media attention, they are only part of the problem. For each murder, there are countless other incidents of workplace violence in which the victim is harassed, threatened or injured, sometimes seriously. A major obstacle in quantifying the real extent of the problem is the issue of chronic under-reporting. However, some information is available from the U. S. Department of Justice.

The U. S. Department of Justice (DOJ) National Crime Victimization Survey³ statistics, published in July 1994, found that almost one million workers were victims of violence while working. The survey excludes homicides since it was based on interviews with victims. According to the survey, one in six violent crimes in the United States - an estimated 8% of rapes, 7% of robberies and 16% of assaults - occurs at work. An indicator of the seriousness of the workplace violence problem was the finding in the study that 30% of the victims were confronted with armed offenders, one-third of whom carried handguns. The study noted that 16% of violent workplace incidents resulted in physical injuries and 10% required medical care.

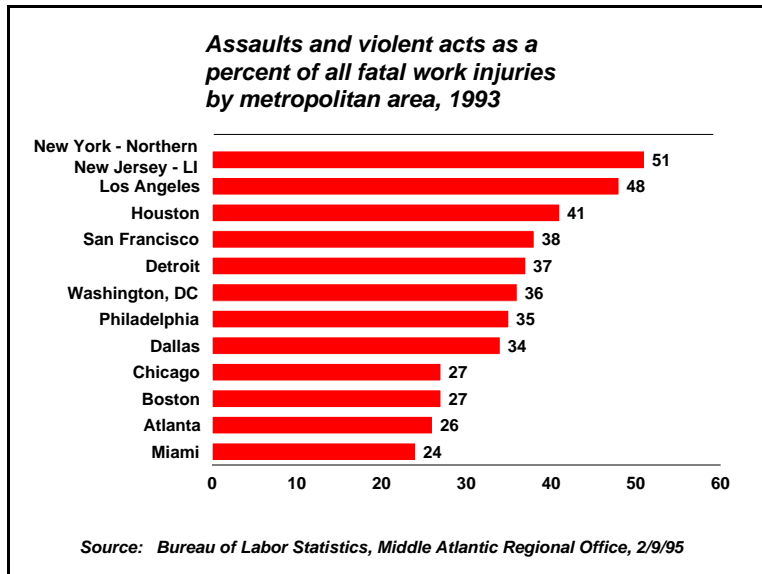
Nonfatal assaults were primarily encounters between patients and nursing staff in health care institutions. Other occupations where violence at work produced lost work time included private security guards, truck drivers, and sales workers.

³ *Bachman, Ronet. National Crime Victimization Survey: Violence and Theft in the Workplace. Washington, D. C.: Bureau of Justice Statistics, U.S. Department of Justice, July 1994.*

Almost two-thirds of nonfatal assaults occurred in service industries, such as nursing homes, hospitals, and establishments providing residential care and other social services (halfway homes, for example). Retail trade industries such as grocery stores and eating and drinking places accounted for about one-fifth of these assaults.

Both men and women who work in government have greater numbers and higher rates of assault than the private sector employees. The annual rate of nonfatal assault against women working in state government is 8.6 times higher than women in the private sector; women working in local government are 5.5 times more likely to be assaulted than private sector women.

More than half of all workers fatally injured on the job in the New York, Northern New Jersey, Long Island, Metropolitan area in 1993 died as a result of an assault or violent act. Additionally, according to data from the 1993 Census of Fatal Occupational Injuries, only Los Angeles, with 48 percent of workplace deaths attributable to violence, came close to the 51 percent rate for this area. Nationally, 21 percent of occupational or workplace deaths resulted from violence. Of the 364 fatal occupational injuries in the New York Area, 186 resulted from assaults and violent acts.



The 1993

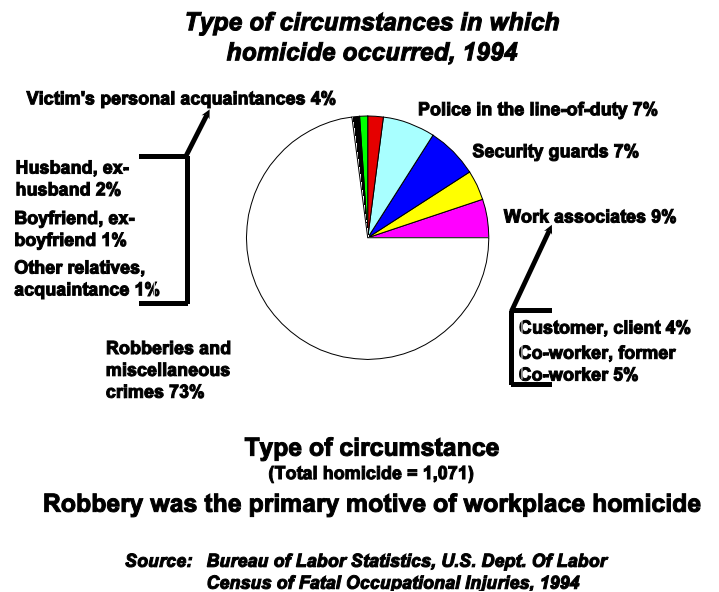
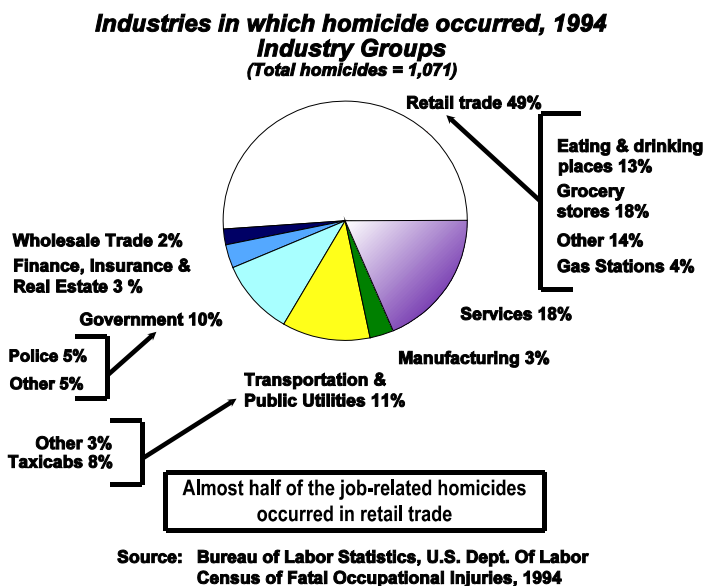
Census of Fatal Occupational Injuries, part of the redesigned BLS safety and health statistics program, provides the most complete count of fatal work injuries available because it uses multiple state and federal data sources. The data for the New York - Northern New Jersey- Long Island area presented in this report are a product of cooperative programs conducted with the participation of the New Jersey Department of Health, the New York State Department of Health, the New York City Department of Health, the Connecticut Department of Labor and the Pennsylvania Department of Health. Data for the other metropolitan areas were gathered from similar programs in health and labor departments in the states involved.

The New York, Northern New Jersey, Long Island, NY - NJ - CT - PA Consolidated Metropolitan Statistical Area is comprised of 14 counties in New Jersey, 12 Counties in New York, four counties in Connecticut and one county in Pennsylvania.⁴

In addition to the human cost, businesses suffer economic losses when they are the victims

⁴ Middle Atlantic Regional Office - Bureau of Labor Statistics data released 2/9/95.

of workplace violence. According to the U. S. Department of Justice survey,⁵ assaults at work cost 500,000 employees 1,751,100 lost days of work each year, which averages out to 3.5 days per crime. In terms of just lost wages, the estimated annual total was more than \$55 million. When lost productivity, legal expenses, property damage, diminished public image, increased security and other factors are included, total losses from workplace violence probably can be measured in the billions of dollars.



Another cost borne by employers is liability for the injuries suffered by victims of workplace violence and/or liability claims in negligent or wrongful deaths occurring on the job. Third parties assaulted and/or seriously injured in the workplace have won significant awards in suits against

⁵ Bachman, Ronet. *National Crime Victimization Survey: Violence and Theft in the Workplace*. Washington, D.C.: Bureau of Justice Statistics, U. S. Department of Justice, July 1994.

businesses or others with responsibility in the workplace who were found to be negligent in this area. And while workers' compensation insurance is generally the employee's only remedy for on-the-job injuries from assaults, in certain states, employees have successfully sued their employers in civil court.

THE DEFINITIONS

According to the **National Institute for Occupational Safety and Health (NIOSH)**: **WORKPLACE VIOLENCE** is any physical assault, threatening behavior or verbal abuse occurring in the work setting. It includes but is not limited to beatings, stabbing, suicides, shootings, rapes, near suicides, psychological traumas such as threats, obscene phone calls, an intimidating presence, and harassment of any nature such as being followed, sworn at or shouted at.⁶

Workplace may be any location, either permanent or temporary, where an employee performs any work-related duty. This includes, but is not limited to, the buildings and the surrounding perimeters, including the parking lots, field locations, clients' homes, and traveling to and from work assignments.

Workplace violence (WPV) incidents can be divided into categories depending on the relationship between the assailant and the worker or workplace. These categories are:

Violence by Strangers: In this type of incident the violence is committed by a stranger. This stranger has no legitimate relationship to the worker or workplace and enters the workplace, usually on the pretense of being a customer, to commit a robbery or other violent act. Workers also may be victimized by strangers outside the "traditional" workplace but while acting within the course and scope of their employment.

⁶ For statistical purposes, the law enforcement community defines Workplace Violence as the commission of proscribed criminal acts or coercive behavior which occurs in the work setting. It includes but is not limited to homicides, forcible sex offenses, kidnaping, assault, robbery, menacing, reckless endangerment, harassment and disorderly conduct. The term coercive behavior is intended to convey the sense that workplace violence may take many forms in addition to the use of force. The aggressor may use berating language, physical or verbal threats or damage personal property.

Violence by Customers/Clients: In these incidents, the violence is committed by someone who receives a service provided by a business, such as a current or former customer, client or patient, a passenger, a criminal suspect or a prisoner. The violence can be committed in the workplace or, as with service providers, outside the workplace but while the worker is performing a job related function.

Violence of this kind is divided into two types. One type involves people who may be inherently violent such as prison inmates, mental health service recipients, or other client populations. The other type involves people who are not known to be inherently violent, but are situationally violent. Something in the situation induces an otherwise non-violent client or customer to become violent. Typically, provoking situations are those which are frustrating to the client or customer, such as denial of needed or desired services or delays in receiving such services.

Violence by Co-Workers: In co-worker incidents, the perpetrator has an employment relationship with the workplace. The perpetrator can be a current or former employee, a prospective employee, a current or former supervisor or a manager. Co-worker violence that occurs outside the workplace, but which resulted or arose from the employment relationship would be included in this category. This type of violence can again be divided into two types. Violence between supervisors and subordinates, and violence between workers at the same levels.

Violence by Personal Relations: In personal relations incidents, the violence is committed by someone who has a personal relationship with the worker, such as a current or former spouse or partner, a relative or a friend. Included in this category is the perpetrator who has a personal dispute with the worker and enters the workplace to harass, threaten, injure or kill.

WHOSE RESPONSIBILITY

Employers have both a legal duty and a moral obligation to provide a safe workplace. To prevent loss of life and injuries and to limit financial losses and potential liability, employers should institute policies and procedures to prevent violence from occurring in their workplaces. These policies may include means to identify the potential for violence, procedures to prevent the occurrence of violence and, in the event prevention fails and an incident of violence occurs, plans to respond and mitigate further damage.

Under the General Duty Clause, Section 5(a)(1) of the Occupational Safety and Health Act (OSHA) of 1970, employers are required to provide their employees with a place of employment that "is free from recognizable hazards that are causing or likely to cause death or serious harm to employees". This duty includes inspecting the workplace to discover and correct a dangerous condition or hazard in the workplace and to give adequate warning of its existence.

The OSHA General Duty Clause has been interpreted to mean that an employer has a legal obligation to provide a safe workplace. An employer that has experienced acts of workplace violence, or becomes aware of threats, or intimidation or other potential indicators showing that the potential for violence in the workplace exists or has the potential to exist, would be on notice of the risk of workplace violence and may be required to implement a workplace violence prevention program.

PART II

ELEMENTS OF A

WORKPLACE VIOLENCE PREVENTION PROGRAM

DEVELOPING A WORKPLACE VIOLENCE PREVENTION PROGRAM

Every employer should establish, implement and maintain a written WPV Prevention Program. It should be made available to all employees, including managers and supervisors; and all employees should receive specific training concerning its content and implementation. The program should reflect the level and nature of threat faced by the employee(s)/employer. The potential for and/or source(s) of violence in a specific workplace requires a review and assessment of the vulnerability to the four (4) categories of violence previously outlined; *Violence by Strangers, Client/Customers, Coworkers and Personal Relationships* .

When violence may be committed by strangers, workers can be victimized both in and outside the "traditional" workplace, but while acting within the course and scope of their employment. Use of specific training, staffing and protective equipment coupled with effective physical security methods, and policies must be reviewed and assessed.

Two basic types of violence by client/customer(s) against workers are of concern. The first involves individuals that may have a history of violent behavior, such as prison inmates, mental health service recipients. Situations where this may occur are usually well recognized, and prevention focuses on appropriate staffing, and specialized training, augmented with other control measures. The second arises when client or customers may be "situationally" violent and are provoked when they become frustrated by delays or by the denial of benefits or social services. In these cases, problem anticipation, appropriate training and other control measures deemed effective are the focus for prevention.

Coworker violence can occur on several levels; between supervisors and subordinates or between nonsupervisory and supervisory workers at the same level or different levels. A well written violence prevention policy which treats all employees fairly, training in conflict and dispute resolution and active involvement of trained Employee Assistance Program (EAP) personnel, is appropriate in these circumstances.

Finally, the potential for violence resulting from personal relationships must be considered. Estranged domestic partners may seek out their victims while they are at work. Employees who may be victims of domestic violence need to be aware and feel secure in alerting their employers to the potential for a workplace attack. Strict policies should be implemented that 1) address the confidentiality of personal employee information (i.e. home address, work schedules), 2) deny or restrict workplace access to employee relatives or outside visitors, and 3) allow flexibility in the use of leave, work schedules or transfers in situations where employee(s) may be at risk of violence.

To be successful, workplace violence prevention efforts must have commitment from top management and must involve supervisors, employees and employee representatives. Commitment and involvement are essential in any safety and health program. Management provides the organizational resources along with the motivating forces necessary to deal effectively with safety and security hazards. Employees should be involved, both individually and collectively, through participation in worksite assessment, assisting in the development of clear effective procedures and by identifying existing and potential hazards. Employee knowledge and experience should be incorporated into any written plan to correct and prevent safety and security hazards.

Elements of a WPV Prevention Program include:

- C A Clearly Written Company Workplace Violence Policy Statement
- C Establish a Threat Assessment Team
- C Hazard Assessment
- C Workplace Hazard Control and Prevention
- C Training and Education
- C Incident Reporting, Investigation, Follow-up and Evaluation
- C Recordkeeping

WRITTEN WORKPLACE VIOLENCE PREVENTION POLICY STATEMENT

An important element of an effective program for prevention of workplace violence is a clearly written company policy statement which demonstrates top management's concern and commitment to their employees' safety and health.

The written policy should state that the employer:

- /** will provide adequate authority and budgetary resources to responsible parties so that identified goals and assigned responsibilities can be met;
- /** includes and encourages employee participation in the design and implementation of its workplace violence prevention program;
- /** refuses to tolerate violence at the workplace, and has developed and implemented a program to reduce incidents of violence;
- /** applies workplace violence policies consistently and fairly to all employees, including supervisors and managers.
- /** requires prompt and accurate reporting of violent incidents, whether or not physical injury has occurred;
- /** will not discriminate against victims of workplace violence.

The policy should be easily accessible to all employees and copies should be made available to employees upon request.

THREAT ASSESSMENT TEAM

The initial step in developing a workplace violence prevention program is to designate a Threat Assessment Team.

The Threat Assessment Team should be designated to assess the vulnerability to workplace violence and reach agreement on preventive actions to be taken. The team should also be responsible for:

- /** recommending/implementing employee training programs on workplace violence;
- /** implementing plans for responding to acts of violence;
- /** communicating internally with employees.

Threat Assessment Team membership should include representatives of the following:

- C senior management;
- C operations;
- C employees or their representatives;
- C security;
- C finance;
- C legal;
- C human resources.

Responsibility for auditing the overall WPV prevention program should rest with the Threat Assessment Team.

HAZARD ASSESSMENT

The elements of a hazard assessment include records review, workplace security analysis and workplace surveys.

Records Review:

The Threat Assessment Team can begin its work by reviewing previous incidents of violence. A review and analysis of existing records is necessary to develop a baseline, by identifying patterns that may indicate the causes and severity of assault incidents, identifying changes necessary and developing an appropriate plan to correct these hazards.

The Threat Assessment Team should analyze the following, when available, to complete a record review:

- C OSHA 200 logs and any other appropriate required records
- C Incident reports
- C Records of, or information compiled for recording of, assault incidents or near assault incidents
- C Medical records
- C Insurance records
- C Workers Compensation records
- C Police reports
- C Accident investigations
- C Training records
- C Grievances
- C Other relevant records or information (i.e. minutes of meetings, etc.)

The Threat Assessment Team should identify and analyze any apparent trends in assault incidents relating to particular departments, units, job titles, unit activities, time of day, etc. The Threat Assessment Team should communicate with similar local businesses, trade associations, community and civic groups concerning their experiences with workplace violence.

Workplace Security Analysis:

In addition to a records review, the Threat Assessment Team should inspect the *workplace* as well as evaluate the *work tasks* of employees to determine the presence of hazards, conditions, operations and situations which might place workers at risk of occupational assault incidents. The Threat Assessment Team should conduct follow-up inspections of the workplace and observe hazardous work tasks on a periodic basis.

Workplace Surveys:

A questionnaire or survey should be distributed to employees to identify the potential for violent incidents and to identify or confirm the need for improved security measures. A sample questionnaire and inspection checklist is available in Part IV of this document; or the team may develop their own questionnaires, with employee input into design, format and dissemination. All employees should be encouraged to complete the questionnaire.

Employee questionnaires should be reviewed, updated and distributed as needed, or at least once within a twenty-four (24) month period of time. Results should be analyzed and used to revise and improve the overall content and implementation of the WPV Prevention Program.

HAZARD CONTROL AND PREVENTION

The Threat Assessment Team should identify and institute a combination of control methods designed to eliminate or minimize the risks of assault incidents. These include, but are not limited to:

- C general building, work station and area design, security measures;
- C security equipment;
- C work practice controls and procedures;
- C workplace violence prevention Policy Statement.

The employer may implement these control measures alone or in combination to address hazards identified in the hazard assessment.

General building, workstation and area designs:

- / Review the design of all new or renovated facilities to ensure safe and secure conditions for employees. Ensure that facilities are designed to ensure the privacy of patients, clients and customers, yet permit employees to communicate with other staff in emergency situations. (Such communication could be via clear partitions, video cameras, speakers or alarms, etc. as appropriate to the workplace situation.)
- / Design work areas and arrange furniture to prevent entrapment of the employees and/or minimize potential for assault incidents.
- / Control access to employee work areas. (Use of locked doors, buzzers, card access, etc.)

- / Provide appropriate lighting systems for all indoor building areas as well as grounds around the facility and in parking areas. Lighting should meet the requirements of nationally recognized standards such as **ANSI A-85**, **ANSI/IES RP-7 1983**, **ANSI/IES RP-1 1993**; as well as local building codes.

Security should not conflict with *Life Safety Code* requirements. Although it may be tempting to keep doors locked to prevent intrusion, egress from inside the building must not be impeded.

Security Equipment:

- / Utilize Electronic Alarm Systems activated visually or audibly. Systems should identify the location of the room or location of the employee by means of an alarm sound and/or a lighted indicator or equally effective measure. Adequate personnel must be available to render prompt assistance if such systems are utilized.
- / Utilize Closed Circuit Television which permit security guards to monitor high risk areas, both inside and outside the building.
- / Utilize Metal Detection Systems to identify persons with weapons.
- / Utilize cellular telephones, beepers, CB radios or hand-held alarms or noise devices in field situations.
- / Examine and maintain security equipment on a regular basis to ensure it effectiveness.

Work practice controls and procedures:

- /** Provide identification cards for all employees, and establish sign-in and sign-out books, and escort policy for non-employees. When identification badges are provided, employees should be required to wear them.
- /** Base staffing consideration on safety and security assessment. (Fixed site and field locations.)
- /** Develop internal communication systems to respond to emergencies.
- /** Develop policy on how to deal in emergency or hostage situations.
- /** Develop and implement security procedures for:
 - C employees who work late or off hours;
 - C accounting for field staff;
 - C when to involve in-house security or local law enforcement in an assault incident;
 - C banning weapons in facilities unless authorized; and
 - C how the employer will respond to assault incidents.
- /** Develop written procedures for employees to follow when entering any locations where they feel threatened or unsafe.
- /** Provide information and give assistance to employees who are victims of domestic violence and develop procedures to ensure confidentiality and safety for affected employees.
- /** Train employees on awareness, avoidance, and action to take to prevent mugging, robbery, rapes and other assaults.
- /** Modify existing work practices that are identified by the hazard assessment where employees face increased risk of violence.

EMPLOYEE TRAINING AND EDUCATION

All employees, regardless of their level of risk, should be taught:

- C techniques for recognizing the potential for violence;
- C procedures, policies and work environment arrangements developed to control the risk to workers;
- C proper use of security hardware;
- C the appropriate response to incidents of violence, including emergency and hostage situations;
- C how to obtain medical assistance and follow-up; and
- C procedures for reporting, investigating and documenting incidents of violence;
- C travel safety;
- C cash handling procedures.

Effective training:

- / should be given on company time,
- / uses easily understood terminology,
- / is given in languages spoken by the employees,
- / provides sufficient time for questions and answers,
- / is conducted by trainers knowledgeable or qualified in their field of expertise,
- / is conducted before taking a new job assignment, annually or when laws or procedures change.

Workers with job tasks or locations that place them at higher risk for violent incidents should be provided specialized training in addition to those topics outlined above.

Training should be designed to deal with the nature of this risk.

Managers and supervisors should undergo the training outlined thus far plus additional training to enable them to recognize a potentially hazardous situation or to make any necessary changes in the physical plant, patient care treatment program, staffing policy and procedures.

Managers and supervisors should also be trained to ensure that employees are not placed in assignments that compromise safety and in methods and procedures which will reduce the security hazards. They should be trained to behave compassionately towards co-workers when an incident does occur. They need to ensure that employees follow safe work practices and receive appropriate training to enable them to do this. They should reinforce the employer's WPV Prevention Program, promote safety and security, and ensure employees receive additional training as the need arises.

Security personnel need to be trained whenever possible for the specific job, facility layout, security hardware on premises and particular high risk jobs.

INCIDENT REPORTING, INVESTIGATION, FOLLOW-UP, and EVALUATION

Incident Reporting - A procedure for reporting violent incidents should be developed, if one is not already in place. This procedure should apply to all types of violent incidents, whether or not physical injury has occurred (i.e. verbal abuse, threats of violence, menacing, etc.). This procedure should be in writing and should be easily understood by all employees. It should take into account issues of confidentiality. Employees may be reluctant to come forward otherwise. Employees should not fear reprisal for bringing their concerns to management's attention.

Each incident should be reported to and evaluated by the Threat Assessment Team. The reports of incidents and their evaluation provide vital information and data necessary on workplace violence and serve as a basis to identify program improvements.

Once an incident occurs, the employer should:

- /** report it to the local police department;
- /** secure work areas where disturbances occurred;
- /** ensure the physical safety of employees and others remaining in the area as soon as possible;
- /** ensure that no work area is left short-staffed while others assist the victim or help in securing the area;
- /** quickly assess the work area, if it was disturbed or damaged during an incident, to determine if it is safe;
- /** provide critical incident debriefing to victims, witnesses and other affected employees; these conversations must be strictly confidential.

Incident Investigation - After an incident occurs, a detailed investigation is imperative.

All incidents, including near misses, should be investigated as soon as possible. A delay of any kind may cause important evidence to be removed, destroyed intentionally or unintentionally. The investigation should be focused on fact-finding to prevent recurrence and not fault-finding. Employers should have effective medical management programs available and maintain comprehensive records.

When conducting the investigation, the Threat Assessment Team should:

- / collect facts on who, what, when, where and how the incident occurred;
- / record information;
- / identify contributing causes;
- / recommend corrective action;
- / encourage appropriate follow-up;
- / consider changes in controls, procedures, policy.

Follow-up - Procedures should be established for responding quickly and appropriately to the medical and psychological needs of employees following exposure to an assault incident. Use of existing Employee Assistant Programs (EAPs) or the establishment of such a program and its use should be encouraged. All employees affected by workplace violence should be provided with appropriate medical and psychological treatment and follow-up. Provisions for medical confidentiality and protection from discrimination⁷ must be included to prevent the victims of workplace violence from suffering further loss.

⁷ See applicable laws governing confidentiality.

Evaluation - After doing the initial workplace security analysis, the Threat Assessment Team should conduct periodic physical evaluations of the worksite. These physical evaluations should focus on the identification and assessment of workplace security hazards and address changes in employee work practices. These evaluations may require an assessment of the potential for more than one type of workplace violence.

RECORDKEEPING

An effective recordkeeping system helps in selecting the appropriate level of controls to prevent recurrence and in determining required training. Records should be kept up to date. The following records should be kept:

- C **OSHA 200 Log** - OSHA regulations require entry on the Injury and Illness log of any injury which requires more than first aid, causes loss of consciousness, requires modified duty, or results in lost time from work. Assaults should be entered on the log. Doctors' reports of work injury and supervisors' reports shall be kept of each recorded assault. Fatalities or catastrophes⁸ must be reported to OSHA.
- C **Incidents of assaults** - should describe who was assaulted, the type of activity, (i.e. unprovoked sudden attack), and all other circumstances of the incident. The records should include a description of the location/environment, potential or actual costs, lost time, nature of injuries sustained, etc.
- C **Incidents of abuse, verbal attacks or aggressive behavior** - Any acts of aggression should be recorded; they may be threatening to the worker, but may not result in injury, (i.e. pushing or shouting). These records may be assault incident reports that are evaluated routinely by the Threat Assessment Team.

⁸ *An employee death resulting from an employment accident or illness caused by or related to a workplace hazard or the hospitalization (not examination and release) of three (3) or more employees resulting from an employment accident or illness caused by a workplace hazard must be orally reported by the employer within eight (8) hours.*

- C **Minutes of safety meetings and inspection reports** - that contain findings, corrective actions recommended relative to workplace violence, along with company's response and completion dates for action items.
- C **Training records** - which should include dates the training was conducted, type of training given, employees trained, etc.
- C **Inspection records** - which should include dates of inspection, areas inspected, all findings and recommendations, any control measures implemented, etc.
- C **Employee questionnaires** - that assess their views of high risk work areas and activities.
- C **Insurance records**
- C **Workers' Compensation Records**
- C **Medical records**

PART III

- / Sample Workplace Violence Prevention Program (WPVP)**
- / Completed Written WPVP Program (Example)**
- / Sample Self Inspection Security Checklist**
- / Sample Incident Report Form**
- / Sample Employee Security Survey**

SAMPLE WORKPLACE VIOLENCE PREVENTION PROGRAM

POLICY STATEMENT

(Effective Date for Program)

Our establishment, _____ [Employer Name] _____ is concerned and committed to our employees' safety and health. We refuse to tolerate violence in the workplace and will make every effort to prevent violent incidents from occurring by implementing a Workplace Violence Prevention Program (WPVP). We will provide adequate authority and budgetary resources to responsible parties so that our goals and responsibilities can be met.

All managers and supervisors are responsible for implementing and maintaining our WPVP Program. We encourage employee participation in designing and implementing our program. We require prompt and accurate reporting of all violent incidents whether or not physical injury has occurred. We will not discriminate against victims of workplace violence.

A copy of this Policy Statement and our WPVP Program is readily available to all employees from each manager and supervisor.

Our program ensures that all employees, including supervisors and managers, adhere to work practices that are designed to make the workplace more secure, and do not engage in verbal threats or physical actions which create a security hazard for others in the workplace.

All employees, including managers and supervisors, are responsible for using safe work practices, for following all directives, policies and procedures, and for assisting in maintaining a safe and secure work environment.

The management of our establishment is responsible for ensuring that all safety and health policies and procedures involving workplace security are clearly communicated and understood by all employees. Managers and supervisors are expected to enforce the rules fairly and uniformly.

Our Program will be reviewed and updated annually.

WORKPLACE VIOLENCE PREVENTION PROGRAM

THREAT ASSESSMENT TEAM

A Threat Assessment Team will be established and part of their duties will be to assess the vulnerability to workplace violence at our establishment and reach agreement on preventive actions to be taken. They will be responsible for auditing our overall Workplace Violence Program.

The Threat Assessment Team will consist of:

Name: _____ Title: _____ Phone: _____

Name: _____ Title: _____ Phone: _____

Name: _____ Title: _____ Phone: _____

Name: _____ Title: _____ Phone: _____

Name: _____ Title: _____ Phone: _____

Name: _____ Title: _____ Phone: _____

Name: _____ Title: _____ Phone: _____

The team will develop employee training programs in violence prevention and plan for responding to acts of violence. They will communicate this plan internally to all employees.

The Threat Assessment Team will begin its work by reviewing previous incidents of violence at our workplace. They will analyze and review existing records identifying patterns that may indicate causes and severity of assault incidents and identify changes necessary to correct these hazard. These records include but are not limited to, OSHA 200 logs, past incident reports, medical records, insurance records, workers compensation records, police reports, accident investigations, training records, grievances, minutes of meetings, etc. The team will communicate with similar local businesses and trade associates concerning their experiences with workplace violence.

Additionally, they will inspect the workplace and evaluate the work tasks of all employees to determine the presence of hazards, conditions, operations and other situations with might place our workers at risk of occupational assault incidents. Employees will be surveyed to identify the potential for violent incidents and to identify or confirm the need for improved security measures. These surveys shall be reviewed, updated and distributed as needed or at least once within a two year period.

Periodic inspections to identify and evaluate workplace security hazards and threats of workplace violence will be performed by the following representatives of the Assessment Team, in the following areas of our workplace:

Representative: _____ Area _____

Representative: _____ Area _____

Representative: _____ Area _____

Periodic inspections will be performed according to the following schedule:

Frequency (Daily, weekly, monthly, etc.)

HAZARD ASSESSMENT

On _____ [Date] _____, the Threat Assessment Team completed the hazard assessment.

This consisted of a records review, inspection of the workaday and employee survey.

Records Review - The Threat Assessment Team reviewed the following records:

- _____ OSHA 200 logs for the last three years
 - _____ Incident reports
 - _____ Records of or information compiled for recording of assault incidents or near assault incidents
 - _____ Insurance records
 - _____ Police reports
 - _____ Accident investigations
 - _____ Training records
 - _____ Grievances
 - _____ Other relevant records or information _____
-

From these records, we have identified the following issues that need to be addressed:

- C
- C
- C

WORKPLACE SECURITY ANALYSIS

Inspection - The Threat Assessment Team inspected the workplace on ____ [Date] ____.

From this inspection the following issues have been identified:

C

C

C

Review of Tasks - The Threat Assessment Team also reviewed the work tasks of our employees to determine the presence of hazards, conditions, operations and situations which might place workers at risk of occupational assault incidents.

The following factors were considered:

- / Exchange of money with the public
- / Working alone or in small numbers
- / Working late at night or early in the morning hours
- / Working in a high crime area
- / Guarding valuable property or possessions
- / Working in community settings
- / Staffing levels

From this analysis, the following issues have been identified:

C

C

C

WORKPLACE SURVEY

Under the direction of the Threat Assessment Team, we distributed a survey among all of our employees to identify any additional issues that were not noted in the initial stages of the hazard assessment.

From that survey, the following issues have been identified:

C

C

C

WORKPLACE HAZARD CONTROL AND PREVENTION

In order to reduce the risk of workplace violence, the following measures have been recommended:

Engineering Controls and Building and Work Area Design

- C
- C
- C

Management has instituted the following as a result of the workplace security inspection and recommendations made by the Threat Assessment Team:

- C
- C
- C

These changes were completed on _____ [Date] _____.

Policies and Procedures developed as a result of the Threat Assessment Team's recommendations:

- /
- /
- /

TRAINING AND EDUCATION

Training for all employees, including managers and supervisors, was given on _____ [Date] _____. This training will be repeated every two years.

Training included:

- C a review and definition of workplace violence;
- C a full explanation and full description of our program (all employees were given a copy of this program at orientation);
- C instructions on how to report all incidents including threats and verbal abuse;
- C methods of recognizing and responding to workplace security hazards;
- C training on how to identify potential workplace security hazards (such as no lights in parking lot while leaving late at night, unknown person loitering outside the building, etc.)
- C review of measures that have been instituted in this organization to prevent workplace violence including:
 - C use of security equipment and procedures;
 - C how to attempt to diffuse hostile or threatening situations;
 - C how to summon assistance in case of an emergency or hostage situation;
 - C post-incident procedures, including medical follow-up and the availability of counseling and referral.

Additional specialized training was given to:

- C Name, Department, Job Title
- C Name, Department, Job Title
- C Name, Department, Job Title

This training was conducted by _____
on _____ [Date] _____ and will be repeated every two years.

Trainers will be qualified and knowledgeable. Our trainers are professionals _____
_____ [list type of certification] _____. At the end of each training session, employees will be asked to evaluate the session and make suggestions on how to improve the training.

All training records will be filed with _____.

Workplace Violence Prevention training will be given to new employees as part of their orientation.

A general review of this program will be conducted every two years. Our training program will be updated to reflect changes in our Workplace Prevention Program.

INCIDENT REPORTING AND INVESTIGATION

All incidents must be reported within [Time] . An "Incident Report Form" will be completed for all incidents. One copy will be forwarded to the Threat Assessment Team for their review and a copy will be filed with [Job Title] .

Each incident will be evaluated by the Threat Assessment Team. The team will discuss the causes of the incident and will make recommendations on how to revise the program to prevent similar incidents from occurring. All revisions of the Program will be put into writing and made available to all employees.

RECORDKEEPING

We will maintain an accurate record of all workplace violence incidents. All incident report forms will be kept for a minimum of [Time] , or for the time specified in the Statute of Limitations for our local jurisdiction.

Any injury which requires more than first aid, is a lost-time injury, requires modified duty, or causes loss of consciousness, will be recorded on the OSHA 200 log. Doctors' reports and supervisors' reports will be kept of each recorded incident, if applicable.

Incidents of abuse, verbal attack, or aggressive behavior which may be threatening to the employee, but not resulting in injury, will be recorded. These records will be evaluated on a regular basis by the Threat Assessment Team.

Minutes of the Threat Assessment Team meetings shall be kept for [Time] .

Records of training program contents, and the sign-in sheets of all attendees, shall be kept for [Time] . Qualifications of the trainers shall be maintained along with the training records.

COMPLETED WPVP PROGRAM (EXAMPLE)

ABC COMPANIES WPVP PROGRAM POLICY STATEMENT

JANUARY 1, 1996

Our establishment, **ABC COMPANY**, is concerned and committed to our employees' safety and health. We refuse to tolerate violence in the workplace and will make every effort to prevent violent incidents from occurring by implementing a Workplace Violence Prevention Program (WPVP). We will provide adequate authority and budgetary resources to responsible parties so that our goals and responsibilities can be met.

All managers and supervisors are responsible for implementing and maintaining our WPVP Program. We encourage employee participation in designing and implementing our program. We require prompt and accurate reporting of all violent incidents whether or not physical injury has occurred. We will not discriminate against victims of workplace violence.

A copy of this Policy Statement and our WPVP Program is readily available to all employees from each manager and supervisor.

Our program ensures that all employees, including supervisors and managers, adhere to work practices that are designed to make the workplace more secure, and do not engage in verbal threats or physical actions which create a security hazard for others in the workplace.

All employees, including managers and supervisors, are responsible for using safe work practices, for following all directives, policies and procedures, and for assisting in maintaining a safe and secure work environment.

The management of our establishment is responsible for ensuring that all safety and health policies and procedures involving workplace security are clearly communicated and understood by all employees. Managers and supervisors are expected to enforce the rules fairly and uniformly.

Our Program will be reviewed and updated annually.

WORKPLACE VIOLENCE PREVENTION PROGRAM

THREAT ASSESSMENT TEAM

A Threat Assessment Team will be established and part of their duties will be to assess the vulnerability to workplace violence at our establishment and reach agreement on preventive actions to be taken. They will be responsible for auditing our overall Workplace Violence Program.

The Threat Assessment Team will consist of:

Name: <u>John Smith</u>	Title: <u>Vice President</u>	Phone: <u>555-1212</u>
Name: <u>Jane Doe</u>	Title: <u>Operations</u>	Phone: <u>555-1234</u>
Name: <u>Frank Kras</u>	Title: <u>Shop Steward</u>	Phone: <u>555-1233</u>
Name: <u>James Brown</u>	Title: <u>Security</u>	Phone: <u>555-1456</u>
Name: <u>Susan Dean</u>	Title: <u>Treasurer</u>	Phone: <u>555-1567</u>
Name: <u>Tom Jones</u>	Title: <u>Legal Counsel</u>	Phone: <u>555-1678</u>
Name: <u>Sally Field</u>	Title: <u>Personnel</u>	Phone: <u>555-1789</u>

The team will develop employee training programs in violence prevention and plan for responding to acts of violence. They will communicate this plan internally to all employees.

The Threat Assessment Team will begin its work by reviewing previous incidents of violence at our workplace. They will analyze and review existing records identifying patterns that may indicate causes and severity of assault incidents and identify changes necessary to correct these hazards. These records include but are not limited to, OSHA 200 logs, past incident reports,

medical records, insurance records, workers compensation records, police reports, accident investigations, training records, grievances, minutes of meetings, etc. The team will communicate with similar local businesses and trade associates concerning their experiences with workplace violence.

Additionally, they will inspect the workplace and evaluate the work tasks of all employees to determine the presence of hazards, conditions, operations and other situations with might place our workers at risk of occupational assault incidents. Employees will be surveyed to identify the potential for violent incidents and to identify or confirm the need for improved security measures.

These surveys shall be reviewed, updated and distributed as needed or at least once within a two year period.

Periodic inspections to identify and evaluate workplace security hazards and threats of workplace violence will be performed by the following representatives of the Assessment Team, in the following areas of our workplace:

Representative: <u> John Smith </u>	Area <u> General Office </u>
Representative: <u> Frank Kras </u>	Area <u> Shop and Lab </u>
Representative: <u> Jane Doe </u>	Area <u> Reception & Sales </u>

Periodic inspections will be performed according to the following schedule:

 First Monday of Every Month
Frequency (Daily, weekly, monthly, etc.)

HAZARD ASSESSMENT

On September 5, 1995, the Threat Assessment Team completed the hazard assessment. This consisted of a records review, inspection of the worksite and employee survey.

Records Review - The Threat Assessment Team reviewed the following records:

- OSHA 200 logs for the last three years
- Incident reports
- Records of or information compiled for recording of assault incidents or near assault incidents
- Insurance records
- Police reports
- Accident investigations
- Training records
- Grievances
- Other relevant records or information: Workers' Compensation records.

From these records, we have identified the following issues that need to be addressed:

- C **employees have been assaulted by irate clients;**
- C **employees have been assaulted while traveling alone;**
- C **there have been several incidents of assault and harassment among employees.**

WORKPLACE SECURITY ANALYSIS

Inspection - The Threat Assessment Team inspected the workplace on **July 31, 1995**

. From this inspection the following issues have been identified:

- C access to the building is not controlled; and it is not limited to any of the offices on the four floors that we occupy. There have been problems with non-employees entering private work areas;**
- C doors to the restrooms are not kept locked;**
- C lighting in the parking lot is inadequate;**
- C in client service area, desks are situated in a way that make it necessary for employee to walk past the client in order to leave area. There are many objects on top of desks that could be used as weapons (i.e., scissors, stapler, file rack, etc.).**

Review of Tasks - The Threat Assessment Team also reviewed the work tasks of our employees to determine the presence of hazards, conditions, operations and situations which might place workers at risk of occupational assault incidents. The following factors were considered:

- / Exchange of money with the public**
- / Working alone or in small numbers**
- / Working late at night or early in the morning hours**
- / Working in a high crime area**
- / Guarding valuable property or possessions**
- / Working in community settings**
- / Staffing levels**

From this analysis, the following issues have been identified:

- C **employees in client service area exchange money with clients;**
- C **there are several employees who work very late hours or come in very early in the morning in the shop and lab areas.**

WORKPLACE SURVEY

Under the direction of the Threat Assessment Team, we distributed a survey among all of our employees to identify any additional issues that were not noted in the initial stages of the hazard assessment. From that survey, the following issues have been identified:

- C **employees who work in the field have experienced threats of violence on several occasions, and there have been several near miss incidents. Employees noted that they were unsure of how to handle the situation and that they are often afraid to travel by themselves to areas they perceive are dangerous;**
- C **employees who work directly with clients in the office have also experienced threats, both verbal and physical, from some of the clients.**

WORKPLACE HAZARD CONTROL AND PREVENTION

In order to reduce the risk of workplace violence, the following measures have been recommended:

Engineering Controls and Building and Work Area Design

- / Employees who have client contact in the facility, will have their work areas designed to ensure that they are protected from possible threats from their clients.**
- / Changes to be completed as soon as possible and include:**
 - C arranging desks and chairs to prevent entrapment of the employees;**
 - C removing items from the top of desks, such as scissors, staplers, etc. that can be used as a weapon;**
 - C installing panic buttons to assist employees when they are threatened by clients. The buttons can be activated by one's foot. The signal will be transmitted to a supervisor's desk, as well as the security desk, which is always staffed.**

Management has instituted the following as a result of the workplace security inspection and recommendations made by the Threat Assessment Team:

- / Installation of plexi-glass payment window for employees who handle money and need to take payments from clients (number of employees who take money will be strictly limited);**

- / Adequate lighting systems installed for indoor building areas as well as areas around the outside of the facility and in the parking areas. The lighting systems will be maintained on a regular basis to ensure safety to all employees;**
- / Locks installed on restroom doors and keys will be given to each department. Restroom doors are to be kept locked at all times. Supervisors will ensure that the keys are returned to ensure continued security for employees in their areas.**
- / Installation of panic buttons in employees work areas.**
- / Memorandum to all employees requesting that they remove any items from their desks that can be used as a weapon, such as scissors, staplers, etc.**

These changes were completed by January 1, 1996 .

Policies and Procedures developed as a result of the Threat Assessment Team recommendations:

- / Employees who are required to work in the field and who feel that the situation is unsafe should travel in "buddy" systems or with an escort from their supervisor.**
- / Employees who work in the field will report to their supervisor periodically throughout the day. They will be provided with a personal beeper or cellular phone, which will allow them to contact assistance should an incident occur.**
- / Access to the building will be controlled. All employees have been given a name badge which is to be worn at all times. If employees come in early, or are working past 7:30 p.m., they must enter and exit through the main entrance.**
- / Visitors will be required to sign in at the front desk. All clients must enter through the main entrance to gain access.**

TRAINING AND EDUCATION

Training for all employees, including managers and supervisors, was given on

September 11, 1995. This training will be repeated every two years.

Training included:

- C a review and definition of workplace violence;**
- C a full explanation and full description of our program (all employees were given a copy of this program at orientation);**
- C instructions on how to report all incidents including threats and verbal abuse;**
- C methods of recognizing and responding to workplace security hazards;**
- C training on how to identify potential workplace security hazards (such as no lights in parking lot while leaving late at night, unknown person loitering outside the building, etc.)**
- C review of measures that have been instituted in this organization to prevent workplace violence including:**
 - C use of security equipment and procedures;**
 - C how to attempt to diffuse hostile or threatening situations;**
 - C how to summon assistance in case of an emergency or hostage situation;**
 - C post-incident procedures, including medical follow-up and the availability of counseling and referral.**

Additional specialized training was given to:

- / Employees who work in the field;**
- / Employees who handle money with clients;**
- / Employees who work after hours or come in early.**

Specialized training included:

- / Personal safety;**
- / Importance of the buddy system;**
- / Recognizing unsafe situations and how to handle them during off hours.**

This training was conducted by in-house staff, with assistance from the local police department on October 1, 1995 and will be repeated every two years.

Trainers were qualified and knowledgeable. Our trainers are professionals **certified by the Society of Industrial Security.**

At the end of each training session, employees are asked to evaluate the session and make suggestions on how to improve the training.

All training records are filed with **the Human Resource Department/Personnel Department.**

Workplace Violence Prevention training will be given to new employees as part of their orientation.

A general review of this program will be conducted every two years. Our training program will be updated to reflect changes in our Workplace Prevention Program.

INCIDENT REPORTING AND INVESTIGATION

All incidents must be reported within **Four (4) hours**. An "Incident Report Form" will be completed for all incidents. One copy will be forwarded to the Threat Assessment Team for their review and a copy will be filed with **the Human Resource/Personnel Department**.

Each incident will be evaluated by the Threat Assessment Team. The team will discuss the causes of the incident and will make recommendations on how to revise the program to prevent similar incidents from occurring. All revisions of the Program will be put into writing and made available to all employees.

RECORDKEEPING

We will maintain an accurate record of all workplace violence incidents. All incident report forms will be kept for a minimum of **seven (7) years**, or for the time specified in the Statute of Limitations for our local jurisdiction.

Any injury which requires more than first aid, is a lost-time injury, requires modified duty, or causes loss of consciousness, will be recorded on the OSHA 200 log. Doctors' reports and supervisors' reports will be kept of each recorded incident, if applicable.

Incidents of abuse, verbal attack, or aggressive behavior which may be threatening to the employee, but not resulting in injury, will be recorded. These records will be evaluated on a regular basis by the Threat Assessment Team.

Minutes of the Threat Assessment Team meetings shall be kept for **three (3) years**.

Records of training program contents, and the sign-in sheets of all attendees, shall be kept for **five (5) years**. Qualifications of the trainers shall be maintained along with the training records.

SAMPLE

SELF INSPECTION SECURITY CHECKLIST

Facility: _____

Inspector: _____

Date of Inspection: _____

- | | | | | | |
|----|---|-----|-----|-----|----|
| 1. | Security Control Plan: | ___ | Yes | ___ | No |
| | If yes, does it contain: | | | | |
| | (A) Policy Statement | ___ | Yes | ___ | No |
| | (B) Review of Employee Incident Exposure | ___ | Yes | ___ | No |
| | (C) Methods of Control | ___ | Yes | ___ | No |
| | If yes, does it include: | | | | |
| | Engineering | ___ | Yes | ___ | No |
| | Work Practice | ___ | Yes | ___ | No |
| | Training | ___ | Yes | ___ | No |
| | Reporting Procedures | ___ | Yes | ___ | No |
| | Recordkeeping | ___ | Yes | ___ | No |
| | Counseling | ___ | Yes | ___ | No |
| | (D) Evaluation of Incidents | ___ | Yes | ___ | No |
| | (E) Floor Plan | ___ | Yes | ___ | No |
| | (F) Protection of Assets | ___ | Yes | ___ | No |
| | (G) Computer Security | ___ | Yes | ___ | No |
| | (H) Plan Accessible to All Employees | ___ | Yes | ___ | No |
| | (I) Plan Reviewed and Updated Annually | ___ | Yes | ___ | No |
| | (J) Plan Reviewed and Updated When Tasks Added or Changed | ___ | Yes | ___ | No |
| 2. | Policy Statement by Employer | ___ | Yes | ___ | No |
| 3. | Work Areas Evaluated by Employer | ___ | Yes | ___ | No |
| | If yes, how often? _____ | | | | |

4. **Engineering Controls** Yes No
 If yes, does it include:
- (A) Mirrors to see around corners and in blind spots Yes No
 No
- (B) Landscaping to provide unobstructed view of the workplace Yes No
- (C) "Fishbowl effect" to allow unobstructed view of the interior Yes No
- (D) Limiting the posting of sale signs on windows Yes No
- (E) Adequate lighting in and around the workplace Yes No
- (F) Parking lot well lighted Yes No
- (G) Door Control(s) Yes No
- (H) Panic Button(s) Yes No
- (I) Door Detector(s) Yes No
- (J) Closed Circuit TV Yes No
- (K) Stationary Metal Detector Yes No
- (L) Sound Detection Yes No
- (M) Intrusion Detection System Yes No
- (N) Intrusion Panel Yes No
- (O) Monitor(s) Yes No
- (P) Video Tape Recorder Yes No
- (Q) Switcher Yes No
- (R) Hand Held Metal Detector Yes No
- (S) Hand held video camera Yes No
- (T) Personnel traps ("Sally Traps") Yes No
- (U) Other _____ Yes No

5. **Structural Modifications** Yes No
 Plexiglas, glass guard, wire glass, partitions, etc.

If yes, comment: _____

6. **Security Guards** Yes No
- (A) If yes, are there an appropriate number for the site? Yes No
- (B) Are they knowledgeable of the company WPVP Policy? Yes No
- (C) Indicate if they are:
 _____ Contract Guards (1)
 _____ In-house Employees (2)
- (D) At Entrance(s) Yes No
- (E) Building Patrol Yes No

(F) Guards provided with communication? Yes No
If yes, indicate what type: _____

(G) Guards receive training on Workplace Violence situations? Yes No
Comments: _____

7. **Work Practice Controls** Yes No
If yes, indicate:

(A) Desks Clear of Objects which may become Missiles Yes No

(B) Unobstructed Office Exits Yes No

(C) Vacant (Bare) Cubicles Available Yes No

(D) Reception Area Available Yes No

(E) Visitor/Client Sign In/Out Yes No

(F) Visitor(s)/Client(s) Escorted Yes No

(G) Barriers to Separate Clients from Work Area Yes No

(H) One Entrance Used Yes No

(I) Separate Interview Area(s) Yes No

(J) I.D. Badges Used Yes No

(K) Emergency Numbers Posted By Phones Yes No

(L) Internal Phone System Yes No

If yes, indicate:

Does it Use 120 VAC Building Lines Yes No

Does it Use Phone Lines Yes No

(M) Internal Procedures for Conflict (Problem) Situations Yes No

(N) Procedures for employee dismissal Yes No

(O) Limit Spouse & Family Visits to Designated Areas Yes No

(P) Key Control Procedures Yes No

(Q) Access Control to the Workplace Yes No

(R) Objects which may become Missiles Removed from Area Yes No

(S) Parking Prohibited in Fire Zones Yes No

Other: _____

7a. **Off Premises Work Practice Controls**

(For staff who work away from a fixed workplace, such as: social services, real estate, utilities, policy/fire/sanitation, taxi/limo, construction, sales/delivery, messengers, and others.)

- (A) Trained in hazardous situation avoidance Yes No
- (B) Briefed about areas where they work Yes No
- (C) Have reviewed past incidents by type and area Yes No
- (D) Know directions and routes for day's schedule Yes No
- (E) Previewed client/case histories Yes No
- (F) Left an itinerary with contact information Yes No
- (G) Have periodic check-in procedures Yes No
- (H) After hours contact procedures Yes No
- (I) Partnering arrangements if deemed necessary Yes No
- (J) Know how to control/defuse potentially violent situations Yes No
- (K) Supplied with personal alarm/cellular phone/radio Yes No
- (L) Limit visible clues of carrying money/valuables Yes No
- (M) Carry forms to record incidents by area Yes No
- (N) Know procedures if involved in incident Yes No

No
(see also Training Section)

8. **Training Conducted**

If yes, is it:

- (A) Prior to Initial Assignment Yes No
- (B) At Least Annually Thereafter Yes No
- (C) Does it Include:
 - Components of security control plan Yes No
 - Engineering and Workplace Controls Instituted at Workplace Yes No
 - Techniques to Use in Potentially Volatile Situations Yes No
 - How to Anticipate/Read Behavior Yes No
 - Procedures to Follow After an Incident Yes No
 - Periodic Refresher for On-Site Procedures Yes No
 - Recognizing Abuse/Paraphernalia Yes No
 - Opportunity for Q and A with Instructor Yes No
 - On hazards unique to job tasks Yes No

No

9. **Written Training Records Kept**

Yes No

10. **Are Incidents Reported** Yes No
If yes, are they:

(A) Reported in Written Form Yes No

(B) First Report of Injury Form (If Employee Loses Time) Yes No

11. **Incidents Evaluated** Yes No

(A) EAP Counseling Offered Yes No

(B) Other Action (Reporting Requirements, suggestions, reporting to local authorities, etc.) _____

(C) Are Steps Taken to Prevent Recurrence? Yes No

12. **Floor Plans Posted Showing Exits, Entrances, Location of Security Equipment, Etc.** Yes No
If yes, does it:

(A) Include an Emergency Action Plan, Evacuation Plan, and/or a Disaster Contingency Plan? Yes No

13. **Do Employees Feel Safe** Yes No

(A) Have employees been surveyed to find out their concerns Yes No

(B) Has the employer utilized the crime prevention services and/or lectures provided by the local or State police? Yes No

Comments: _____

General Comments/Recommendations: _____

SAMPLE
INCIDENT REPORT FORM

1. VICTIMS NAME: _____ JOB TITLE: _____

2. VICTIMS ADDRESS: _____

3. HOME PHONE NUMBER: _____ WORK PHONE NUMBER: _____

4. EMPLOYERS NAME AND ADDRESS: _____

5. DEPARTMENT/SECTION: _____

6. VICTIMS SOCIAL SECURITY NUMBER: _____

7. INCIDENT DATE _____

8. INCIDENT TIME: _____

9. INCIDENT LOCATION: _____

10. WORK LOCATION (if different): _____

11. TYPE OF INCIDENT: (circle one): Assault, Robbery, Harassment, Disorderly Conduct, Sex Offense, Other. (Please Specify)

_____ (See attached - DEFINITION OF INCIDENTS WORKSHEET)

12. WERE YOU INJURED: (circle): Yes No

If yes, please specify your injuries and the location of any treatment:

13. DID POLICE RESPOND TO INCIDENT: Yes No

14. WHAT POLICE DEPARTMENT: _____

15. POLICE REPORT FILED: Yes No

REPORT NUMBER: _____

16. WAS YOUR SUPERVISOR NOTIFIED: Yes No

17. SUPERVISORS NAME: _____

18. WAS THE LOCAL UNION/EMPLOYEE REPRESENTATIVE NOTIFIED: Yes/no
Who should be notified _____

19. WAS ANY ACTION TAKEN BY EMPLOYER:
(specify) _____

20. ASSAILANT/PERPETRATOR: (circle one): Intruder, Customer, Patient, Resident, Client,
Visitor, Student, Co-Worker, Former, Employee, Supervisor, Family/Friend, Other,
(specify): _____

21. ASSAILANT/PERPETRATOR - NAME/ADDRESS/AGE (if known): _____

22. PLEASE BRIEFLY DESCRIBE THE INCIDENT: _____

23. INCIDENT DISPOSITION: (Circle all that apply): No action taken, Arrest, Warning,
Suspension, Reprimand, Other: _____

24. DID THE INCIDENT INVOLVE A WEAPON: Yes/no Specify _____

25. DID YOU LOSE ANY WORK DAYS: Yes No
Specify _____

26. WERE YOU SINGLED OUT OR WAS THE VIOLENCE DIRECTED AT MORE THAN ONE
INDIVIDUAL: _____

27. WERE YOU ALONE WHEN THE INCIDENT OCCURRED: _____

28. DID YOU HAVE ANY REASON TO BELIEVE THAT AN INCIDENT MIGHT

OCCUR: Yes No
Why: _____

29. HAS THIS TYPE OR SIMILAR INCIDENT(S) HAPPENED TO YOU OR YOUR CO-WORKERS: Yes No
Specify: _____

30. HAVE YOU HAD ANY COUNSELING OR SUPPORT SINCE THE INCIDENT: Yes No
Specify: _____

31. WHAT DO YOU FEEL CAN BE DONE IN THE FUTURE TO AVOID SUCH AN INCIDENT: _____

32. WAS THIS ASSAILANT INVOLVED IN PREVIOUS INCIDENTS: _____

33. ARE THERE ANY MEASURES IN PLACE TO PREVENT SIMILAR INCIDENTS: Yes No
Specify: _____

34. HAS CORRECTIVE ACTION BEEN TAKEN:
Specify: _____

35. COMMENTS: _____

SAMPLE

EMPLOYEE SECURITY SURVEY

This survey will help detect Security Problems in your building or at an alternate worksite.

Please fill out this form, get your co-workers to fill it out and review it to see where the potential for major security problems lie.

NAME: _____

WORK LOCATION: _____
(IN BUILDING OR ALTERNATE WORKSITE)

1. Do either of these two conditions exist in your building or at your alternate work site?

- Work alone during working hours.
- No notification given to anyone when you finish work.

Are these conditions a problem? If so when, please describe. (For example, Mondays, evening, daylight savings time)

2. Do you have any of the following complaints (that may be associated with causing an unsafe worksite)?
(Check all that apply)

- Does your work place have a written policy to follow for addressing general problems?
- Does your work place have a written policy on how to handle a violent client
- When and how to request the assistance of a co-worker
- When and how to request the assistance of police
- What to do about a verbal threat
- What to do about a threat of violence
- What to do about harassment
- Working alone
- Alarm System(s)
- Security in and out of building
- Security in parking lot
- Have you been assaulted by a co-worker?
- To your knowledge have incidents of violence ever occurred between your co-workers?

3. Are violence related incidents worse during shift work, on the road or in other situations.

Please specify: _____

4. Where in the building or worksite would a violence related incident most likely to occur?

lounge exits deliveries private offices
 parking lot bathroom entrance Other

Other (specify) _____

5. Have you ever noticed a situation that could lead to a violent incident?

6. Have you missed work because of a potential violent act(s) committed during your course of employment?

7. Do you receive workplace violence related training or assistance of any kind?

8. Has anything happened recently at your worksite that could have lead to violence?

9. Can you comment about the situation?

10. Has the number of violent clients increased?

DEFINITION OF INCIDENTS

1. **ASSAULT:**
The intentional use of physical injury, (impairment of physical condition or substantial pain) to another person, with or without a weapon or dangerous instrument.
2. **CRIMINAL MISCHIEF:**
Intentional or reckless damaging of the property of another person without permission.
3. **DISORDERLY CONDUCT:**
Intentionally causing public inconvenience, annoyance or alarm or recklessly creating a risk thereof by fighting (without injury) or in violent numinous or threatening behavior or making unreasonable noise, shouting abuse, misbehaving, disturbing an assembly or meeting or persons or creating hazardous conditions by an act which serves no legitimate purpose.
4. **HARASSMENT:**
Intentionally striking, shoving or kicking another or subjecting another person to physical contact, or threatening to do the same (without physical injury). ALSO, using abusive or obscene language or following a person in about a public place, or engaging in a course of conduct which alarms or seriously annoys another person.
5. **LARCENY:**
Wrongful taking, depriving or withholding property from another (no force involved). Victim may or may not be present.
6. **MENACING:**
Intentionally places or attempts to place another person in fear of imminent serious physical injury.
7. **RECKLESS ENDANGERMENT:**
Subjecting individuals to danger by recklessly engaging in conduct which creates substantial risk of serious physical injury.
8. **ROBBERY:**
Forcible stealing of another's property by use of threat of immediate physical force. (Victim is present and aware of theft).
9. **SEX OFFENSE:**

Public Lewdness:	Exposure of sexual organs to others.
Sexual Abuse:	Subjecting another to sexual contact without consent.
Sodomy:	A deviant sexual act committed as in rape.
Rape:	Sexual intercourse without consent.

PART IV

Resource Guide: References and Additional Information

BOOKS:

Kinney, Joseph A., Johnson, Dennis L. (1993) Breaking Point, the Workplace Violence Epidemic and What to Do About It. Chicago, IL: NSWI. National Safety Workplace Institute. A very thorough discussion of the many facets of responding to, managing and regulating workplace violence. Multi disciplinary emphasis.

Newman, Oscar. (1972) Defensible Space: Crime Prevention Through Urban Design. NY: The Macmillian Company. One of the original "criminal justice" books that introduced the concept of designing out crime. Criminology emphasis.

Ray, Jeffery C. (1977) Crime Prevention Through Environmental Design. Beverly Hill, Ca: Sage Publication. The book that coined the acronym CPTED and furthered the concept of controlling crime through design of buildings and management action. Criminology emphasis.

MANUALS:

Bureau of Business Practice (BBP), (1994). Preventing Violence in the Workplace. Waterford, CT: BBP. Twelve short but concise chapters on different aspects of the problem. Compiled with the assistance of several national experts in the area. Multi disciplinary emphasis.

Civil Service Employees Association, A CSEA Action Plan, A Matter of Life and Death, 10/93 Worksite Security and reducing risks in the danger zone.

Civil Service Employees Association, Inc. (CSEA). (1993). Security in the Workplace. Albany, NY: CSEA. Emphasis is upon employer in-house security procedures and strategies. Human services and security emphasis.

Department of Justice Study, Violence and Theft in the Workplace.

Guidelines for Security and Safety of Health Care and Community Service Workers Medical Union, Division of Occupational Safety and Health, Department of Industrial Relations, State of California.

National Safe Workplace Institute, Workplace Violence Prevention Manual, New Jersey Department of Labor, August 1994.

National Association of Convenience Stores (NACS). (No date) The Store Security Issue: Facts for the Future. (Prepared for NACS by W. J. Crow and Rosemary Erickson of Athena Research Corporation). Alexandria, VA: NACS. Good source for basic statistics on the problem as well as a discussion of the prevention strategies. A good bibliography through 1988. Security and personnel management emphasis.

NIOSH (1993) Alert: Request for Assistance in Preventing Homicide in the Workplace. (Pub. No. 93-109) Cincinnati, OH: NIOSH. An interesting bulletin which attempts to alert employers and workers to the issue and asks researchers to conduct collect data. Epidemiological emphasis.

State of California, Model Injury and Illness Prevention Program for Workplace Security, 9/94

The Workplace Violence Research Institute, The Complete Workplace Violence Prevention Manual. Edited by Mattman, Jurg W. and Kaufer, Steve CPP's - A Practical solution to the real, growing problem of workplace violence.

U. S. Office of Personnel Management. (1993). A Manager's Guide: Traumatic Incidents at the Workplace. (Written by Mary P. Tyler). Washington, D. C. US OPM. Although this booklet speaks to critical incident stress management, it does recognize workplace violence, especially violence against employees, as one of the potential sources for such stress. The author, Dr. Tyler, works for the IRS). Human services emphasis.

Virginia Polytechnic Institute and State University (VPI) (1994). The PROEM Project: A Crime Prevention Curriculum for Small Retail Establishments. A project funded by US. Department of Justice grant. It deals with crimes such as scams, employee and vendor theft as well as robbery. There is some emphasis upon protecting or controlling the employee. Criminal justice and sociological emphasis.

Violence in the Workplace: The New York State Experience March 1995, Prepared by New York Committee for Occupational Safety & Health (NYCOSH), New York City Department of Health, Hunter College Center for Occupational & Environmental Health, Civil Service Employees Association, Service Employees International Union.

Wise, James A. and Barbara K (1985) Bank Interiors and Bank Robberies: A design Approach to Environmental Security. Rolling Meadows, IL: Bank Administration Institute. Modern CPTED applied to the bank industry; recommendations driven by research. Security emphasis.

PAMPHLETS:

Being Safe - Protecting Yourself, Your Family, and Your Home. (1981) The Southland Corporation.

Muir, Edward Security in the Schools, 1989, Fourth Edition, United Federation of Teachers, Tips for guarding the safety and faculty members and students.

New York State Police, Crime Prevention - "It's Your Business", A Guide to Business Security.

New York State Police Safe Schools Program, Supervisor's Guide, Albany NY December 1993

Nielsen, Ronald P. Civil Service Employees Association, Inc., Local 1000, Occupational Safety and Health Department, Security in the Workplace

Service Employees International Union, AFL-CIO, Assault on the Job, We Can Do Something About Workplace Violence, 2nd Edition, 1995.

U. S. General Service Administration, Federal Protective Service, What You Should know About Coping With Threats and Violence in the Federal Workplace

Workplace Violence - Employee - (Off Site) - What Can I do? T. Robbins - Corp. Risk Management.

Workplace Violence and You, Engineering and Safety Service (E & S) (P)

REPORTS AND SURVEYS:

American Insurance Services Group, Inc. Crime Prevention Report, Number 96.30, Security Management, Workplace Violence: A Prevention Program, December 1994; Report No. 96-20, Workplace Violence: Protecting Employees from Customers, April 1994; Report No. 96-10, Workplace Violence: Extent of the Problem, December 1993.

Baron, S. Anthony, Violence in the Workplace.

Barker, Teresa, How to Prevent Violence in the Workplace, Safety and Health, July 1994.

Barnett-Queen, M. Div, MSW, Timothy & Bergmann, PhD, Lawrence H. Response to Traumatic Event Crucial in Preventing Lasting Consequences, Occupational Health and Safety, July 1990.

Bureau of Justice Statistics. (1994) Violence and Theft in the Workplace. (NCJ Pub. No. 148199). Washington, D.C.: Department of Justice. Report on the latest criminal justice statistics. Bolsters the CDC statistics. Criminology emphasis.

Bureau of Labor Statistics, Occupational Safety and Health Reporter, October 27, 1993.

Cawood, J.E., On the edge: Assessing the Violent Employee, Security Management, 1991.

Center for Disease Control and Prevention, 12/5/93 Homicide in the Workplace

Centers for Disease Control/NIOSH, Homicide in U. S. Workplaces: A strategy for Prevention and Research, September 1992.

Colina, Stacey, The New Safety Rules for the '90s, Redbook, September 1993.

Commonwealth of Virginia. (1993). Violent Crimes in Convenience Stores: Analysis of Crimes, Criminals and Costs. Richmond, VA: Virginia Crime Prevention Center. A report to the Governor and the General Assembly of Virginia. Highlights one States' interest in the issue and the proposed ways to regulate. Criminology emphasis.

Crow, W.J., Erickson, Rosemary J. and Scott, Lloyd, Set Your Sights on Preventing Retail Violence, American Society for Industrial Security, September 1987 "Security Management"

Hofman, Mark A, Protecting Employees from Workplace Violence, Business Insurance, September 13, 1993, pp 24-25.

Johnson, Dennis L., The Best Defense Against Workplace Violence, The Wall Street Journal, July 19, 1993.

Kunz, Lisa, The Human Element at Work, Business Insurance, October 4, 1993.

Lawless, Peggy, Fear and Violence in the Workplace - A Survey Documenting the Experience of American Workers, Northwestern National Life Insurance Co., 1993.

Milite, George, Workplace Violence: You're Not Immune, Supervisory Management, September 1993, pp 1 - 2.

National Association of Convenience Stores (NACS). (1991) Convenience Store Security: Report and Recommendations. Alexandria, VA: NACS. Three independent studies look at workplace violence and security in convenience stores. Criminology and Sociology emphasis.

National Institute for Occupational Safety and Health (NIOSH). (1992) Homicide in U. S. Workplaces: A Strategy for Prevention and Research. Morgantown: WV: NIOSH Division of Safety Research. The first CDC/NIOSH statement or report on workplace violence. The report is actually a summary of outcomes from workshops held in Washington, D.C. with the experts in summer of 1990. Multi disciplinary emphasis.

National Safety Council, Workplace Violence, 1993.

National Safe Workplace Institute, Workplace Violence & Behavior Letter, November 15, 1994, Volume 1, Issue 1, Premiere Issue.

New York City Department of Health, Traumatic Occupational Fatalities, New York City, 1991.

New York State Department of Civil Service, Occupational Accidents and Workers' Compensation Experience for New York State Government Employees, 1991.

New York State Department of Health, personal communications with Matt London, August 1992.

NIOSH ALERT, September 1993, Publication 93-109.

Northwestern National Life Insurance Company, Fear and Violence in the Workplace, 1993 A Survey documenting the experience of American Workers. This study examines the incidence of workplace stress, harassment and violence and the conditions at work that create them. The report offers recommendations for preventing violence in the workplace.

Overman, Stephanie, After the Smoke Clears, HR Magazine, November 1991, PP 44 - 47.

Redburn, Tom, "New York Times", New York Leads in Workplace Killings, December 15, 1993.

Smith, S. L. , Violence in the Workplace: A Cry for Help, Occupational Hazards, October 1993, pp 29-33.

Swoboda, Frank, Increasingly the Shadow of Violence Hangs Over US Workers, The Washington Post, Sunday, January 2, 1994.

Thomas, J.L., "Occupational Violent Crime: Research on a Growing Risk" Journal of Safety Research, Summer 1992, 23(2).

Thomas, J.L., "CPTED: A Response to Occupational Violent Crime" Professional Safety Journal, June 1992, 37(b).

Thomas, J.L., "Violence in the Workplace: Twenty Years of Research and Writings Annotated" (Manuscript in progress).

Thomas, Janice L., Risk Control, A Response to Occupational Violent Crime, June 1992, Professional Safety.

Toscano, Guy, Windau, Janice, Fatal Work Injuries: Results from the 1992 National Census, Monthly Labor Review, October 1993, pp 39-48.

Walton, J. Branch, Dealing with Dangerous Employees, Security Management, September 1993, pp 81-84.

Wheeler, Eugene D and S. Anthony Baron, PhD, Violence in our Schools, Hospitals and Public Places, Pathfinder Publishing of California, Ventura California.

VIDEOS:

Call to Action: Managing Violence in the Workplace, Training Kit, Peerless Video, 218 Ninth

Street, San Francisco, CA 94103, 1-800-470-8273.

National Victim Center, Infolink, PO Box 17150, Fort Worth, TX 76102, 1-800-FYI-CALL - Various writings, etc. on workplace violence. Employer and Employee Information.

Understanding and Preventing Workplace Violence, Two Tape set, 4 hours, Video Distribution, 3727 West Magnolia Blvd., Suite 162, Burbank, California 91510-7711, (818-760-6546).

Workplace Violence: First Line of Defense (produced by The Kenwood Group) Available from Littler, Mendelson, Fastiff, Tichy & Mathiason at 650 California St., 10th Floor, San Francisco, CA 94108-2693 (415/399-8440).

PART V

Membership

Long Island Coalition for Workplace Violence Awareness and Prevention

Long Island Coalition for Workplace Violence Awareness and Prevention

U.S. Department of Labor - OSHA

Nancy Adams, Deputy Regional Administrator
201 Varick Street, Room 670
New York, New York 10014
212-37-2326/FAX 212-337-2371

Christine Crispi, Primary OSHA Long Island Contact
Anthony DeSiervi, Area Director
990 Westbury Road, Westbury, New York 11590
516-334-3344/FAX 516-334-3326

Robert Garvey, OSHA NY Regional Office
201 Varick Street, Room 670
New York, New York 10014
212-337-2357/FAX 212-337-2371

Patricia Biles, Workplace Violence Coordinator
200 Constitution Avenue, NW. Room N3107
Washington, D.C. 20210
202-219-8111/FAX 202-219-7068

NY State Public Employees Safety & Health Program (PESH)

Dave Ruppert, Assistant Director
Building 12, Room 457
State Campus
Albany, New York 12240
518-457-1263/FAX 518-457-5545

Brian Gibney, Associate Industrial Hygienist
175 Fulton Avenue
Hempstead, New York 11550
516-485-4408/FAX 516-485-0155

Robert Friedman, Associate Industrial Hygienist
1 Main Street
Brooklyn, New York 11201
718-797-6982/FAX 718-797-6994

New York State 7c1 Consultation Program

Wally Renfrew, Director
State Campus
Albany, New York 12240
518-457-2481/FAX 518-457-5545

Mike Ballentine, Supervisor
30 Glenn Street, Room 304
White Plains, New York 10603
914-997-9510/FAX 914-997-9528

Nassau County Police Department

Public Information Office
1490 Franklin Avenue
Mineola, New York 11501
516-573-7135/FAX 516-573-7117

Suffolk County Police Department

Phillip W. Lissenden, Robbery Squad
30 Yaphank Avenue
Yaphank, New York 11980
516-852-6182
516-852-6271/FAX 516-852-6478

New York State Police

Trooper Tom Collins
New York State Police
7140 Republic Airport
East Farmingdale, New York 11735
516-756-3349/FAX 516-757-3316

Lynbrook Police Department

Detective Fred Fusswinkel
Lynbrook Police Department
Merrick Road & Peninsula Blvd.
Lynbrook, New York 11563
516-596-0199

Long Island Association of Crime Prevention Officers

Chief Malvin S. Tarkin
2 Onondaga Place
Jericho, New York 11753
516-681-1486/FAX 516-681-1486

American Society of Safety Engineers Long Island Chapter (ASSE)

P.O. Box 406
Upton, New York 11973
516-572-7781/FAX 516-572-7841

**American Association
for Industrial Security**

Anthony LaVeglia
223 Wall Street
Huntington, New York 11743-2060
516-271-2040/FAX 516-271-3987

**National Association of Women In
Construction (NAWIC)**

Susan Levy
Femi-9 Contracting Corporation
305 East Sunrise Highway
Lindenhurst, New York 11757
516-884-3656/FAX 516-884-9467

American Insurance Services Group, Inc.

Allan Apo, Manager Crime Prevention
85 John Street
New York, New York 10038
212-669-0482/FAX 212-669-0550

Johnson & Higgins

Jonathan, Medl, National Service Director
Liberty Mutual Insurance
1133 6th Avenue
New York, New York 10036
212-391-7500 ext.358/FAX 212-391-1901

Nassau-Suffolk Hospital Council

Kevin McGeachy, Program Analyst
888 Veterans Highway
Hauppauge, New York 11788
516-435-3000/FAX 516-435-2343

Bob Buxton, Safety and Security
Southside Hospital
301 Main Street
Bayshore, New York 11706
516-968-3300/FAX 516-968-3315

**New York Committee for Occupational
Safety and Health (NYCOSH)**

Melodie Guerrero
370 Motor Parkway
Hauppauge, New York 11788
516-273-1234/FAX 516-273-4773

**Service Employees International
Union (SIEU)**

Susan McQuade
New York State Regional Health & Safety Office
330 West 42nd Street, Suite 1905
New York, New York 10036
212-947-1944/FAX 212-947-0835

United Food and Commercial Workers Union

Local 342-50

John Ziv, Safety Director
166 E. Jericho Turnpike
Mineola, New York 11501
516-747-5980/FAX 516-294-4608

Local 1500

Tony Speelman
221-10 Jamaica Avenue
Queens Village, New York 11428
718-479-8700 Ext. 247/FAX 718-217-7316

New York State United Teachers (NYSUT)

Robert Allen
159 Wolf Road, Box 15-008
Albany, New York 12212
518-459-9290 Ext 6295
518-459-5400/FAX 518-454-6414

Pat Leonetti
570 Taxter Road
Elmsford, New York 10523
914-592-4411/FAX 914-345-3302

Long Island Federation of Labor

Jack Caffey, President
825 East Gate Boulevard
Suite 303
Garden City, New York 11530
516-499-6600 Ext. 225/FAX 516-768-5058

Public Employees Federation (PEF) Region 12, Long Island

William DeMartino, Regional Coordinator
Salvatore Casciola, Regional Health & Safety
Chair
Public Employees Federation
1756-58 Veterans Memorial Highway
Central Islip, New York 11722
516-234-7788/FAX 516-234-0973

Communication Workers of America, National Health and Human Services District One

Marsha Love
80 Pine Street, 37th Floor
New York, New York 10005
212-344-2515/FAX 212-425-2947

Employees Union, Local 1199

Dalton Mayfield
221 Broadway
Amityville, New York 11701
516-691-8181/FAX 516-691-8185

International Brotherhood of Electrical Workers, Local Union #25

James Grammar, President
370 Motor Parkway
Hauppauge, New York 11788
(516) 273-4567/FAX (516) 273-4773

New York State AFL-CIO

Ed Ruff
200 S. Swan Street
Albany, New York 12201-1939
518-436-8516/FAX 518-436-8470